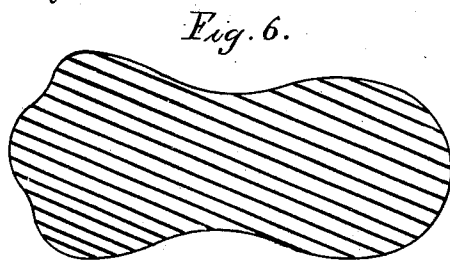
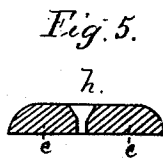
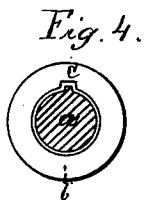
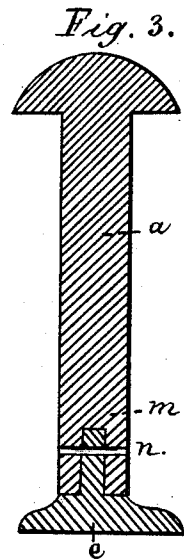
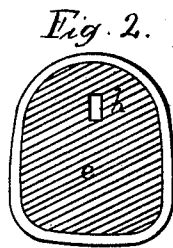
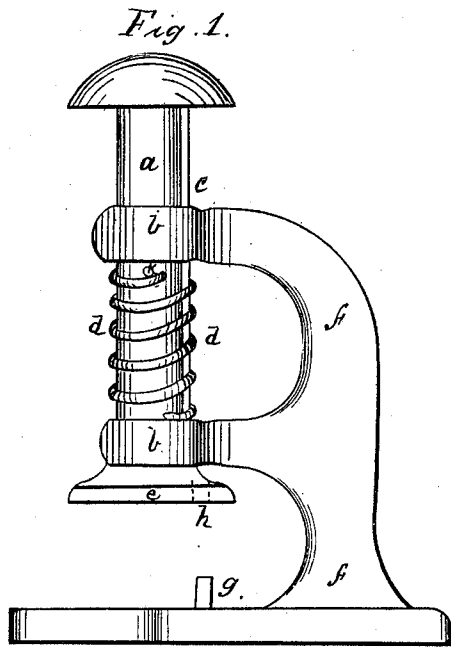


G. W. MCGILL.
PRESS FOR ATTACHING PAPER FASTENERS.

No. 67,665.

Patented Aug. 13, 1867.



Inventor.
G. W. McGill.

United States Patent Office.

GEORGE W. MCGILL, OF WASHINGTON, DISTRICT OF COLUMBIA.

Letters Patent No. 67,665, dated August 13, 1867.

PRESS FOR ATTACHING PAPER-FASTENERS.

The Schedule referred to in these Letters Patent and making part of the same.

TO ALL WHOM IT MAY CONCERN:

Be it known that I, GEORGE W. MCGILL, of Washington city, in the county of Washington, and District of Columbia, have invented a new and useful Press for Attaching my Paper-Fastener (patented July, 1866, ante-dated January 24, 1866,) to papers, &c.; and I do hereby declare that the following is a full, clear, and exact description thereof.

My invention consists in constructing a press provided with a spring-plunger, to act as a hammer and punch for punching holes in papers to admit the fastener, and for separating and hammering down the shanks of the fastener even with the paper it is designed to connect.

Figure 1 is a side view of the press.

a is the plunger; *b b*, sockets through which it works, *c*, a guide to hold it in position; *d d*, a spiral spring; *e*, the hammer; *f f*, the body of the press; *g*, the punch; *h*, a socket in the hammer to receive the punch; *k*, a plug pressing down the spring *d d*. The socket *h* is square or rectangular.

Figure 2 is a sectional view of the hammer *e* and base of the socket *h*.

Figure 3 is a sectional view of the plunger *a* and hammer *e*. *m* is a portion of the hammer which runs up into the plunger, and *n* is a pivot to hold it there.

Figure 4 is a sectional view of the sockets *b b*, with the plunger *a* in the centre and the guide *c* in its socket.

Figure 5 is a sectional view of the hammer *e*, and represents the form of the socket *h*, which increases in width from its base.

Figure 6 represents a flat view of the bottom of the press.

To work the press, a hole is first made in the paper which it is designed to connect, by placing it over the punch *h* and driving down the plunger *a*. The paper is then removed and a fastener inserted in the hole thus made. The fastener is then placed under the front part of the hammer, and the plunger is again driven down, which causes the shanks of the fastener to spread apart, and brings them in close contact with the paper, and thus binds it.

I hold this press to be a modification of the one, a drawing of which was submitted with that of my paper-fastener above referred to, and is for the same purpose.

What I claim as my invention, and desire to secure by Letters Patent, is—

A press with plunger, hammer, and punch, constructed, combined, and arranged substantially as described.

GEORGE W. MCGILL.

Witnesses.

JOS. L. COOMBS,
EDM. F. BROWN.